




Bookmarks Dialog

Navigate | Bookmarks | Show Bookmarks

Shift+F11

Use this dialog to navigate between bookmarks, and manage the collection of anonymous bookmarks and bookmarks with mnemonics in a project.

Toolbar options

Item	Shortcut	Description
	Ctrl+Enter	Click to add/edit description for the selected bookmark.
	Alt+Delete	Click to delete the selected bookmark.
	Alt+Down Alt+Up	Use these buttons to reorder bookmarks.

The left pane of the **Bookmarks** dialog displays the list of bookmarks created with the brief description, if any. The order of bookmarks in the collection defines the order in which **Navigate | Bookmarks | Next/Previous Bookmark** command visits the bookmarks. The right pane displays the preview of the file where the selected bookmark is toggled.

To close the dialog box, press **Escape**.

See Also

Procedures:

- [Navigating with Bookmarks](#)
- [Managing Bookmarks](#)

Web Resources:

- [Developer Community](#) 