





Change Class Signature Dialog

Refactor | Change Signature

Use the **Change Class Signature** dialog to perform the [Change Class Signature](#) refactoring in Java.

Manage the formal type parameters using the available controls (see the table that follows). You can add and remove parameters as well as change their order.

Click **Refactor** to perform the refactoring right away. Click **Preview** to see the potential changes prior to actually performing the refactoring. (These will be shown in the [Find tool window](#).)

Icon	Shortcut	Description
	Alt+Insert	Use this icon or shortcut to add a parameter. Specify the parameter name and default type in the Name and the Default Value fields respectively.
	Alt+Delete	Use this icon or shortcut to remove the selected parameter.
	Alt+Up	Use this icon or shortcut to move the selected parameter one line up in the list.
	Alt+Down	Use this icon or shortcut to move the selected parameter one line down in the list.

See Also

Code Examples:

- [Change Class Signature Example](#)

Procedures:

- [Change Class Signature](#)

Web Resources:

- [Developer Community](#) 