







Check Out from Subversion Dialog

Use this dialog box to create local working copies.

In this topic:

- [Toolbar](#)
- [Main Controls](#)
- [Context Menu](#)

Toolbar

Item	Tooltip and Shortcut	Description
	Add Repository Location	Click this button to configure a new repository location .
	Edit Location URL	Click this button to edit the URL address of the selected repository.
	Discard Location	Click this button to discard selected repository location.
	Show/Hide Details	Click this button to display the details for each node below the repository location (changelist number, user name, date and time of the last change).
	Refresh Ctrl+F5	Click this button to refresh the view.
	Collapse All Ctrl+NumPad - or Ctrl+Minus	Click this button to have all the nodes below all the repository locations collapsed.

Repositories

In this area, manage the available repositories and select the locations to check out contents from.

Item	Description
Repositories	Use this tree view to explore and manage the available repository locations. If necessary, right-click a node and choose the relevant item from its context menu.
Checkout	Click this button to check out the contents of the selected node to the specified location.

Context menu

Item	Description
New	Select this menu item to configure a new repository location , or a new remote folder in the selected repository location.
Checkout	Select this menu item to check out the contents of the selected node.
Checkout	Select this menu item to check out the contents of the selected node.
Compare With	Select this menu item to compare the selected node with the specified branch.
Browse Changes	Select this menu item to view changes that match the specified criteria (author, time range, and revision).
Export	Select this menu item to export the contents of the selected repository or folder to the specified destination. The exported contents are not under version control.
Branch or Tag	Select this menu item to create a branch or tag of the selected folder.
Move or Rename	Select this menu item to change name of the selected folder.
Delete	Select this menu item to delete the selected folder from the repository location.
Copy URL Ctrl+Alt+Insert	Select this menu item to put the URL string to the clipboard.
Refresh	Select this menu item to synchronize to the repository.
Edit Location URL	Select this menu item to edit the selected repository location.
Discard Location	Select this menu item to discard the selected repository location.

See Also

Concepts:

- [Version Control with IntelliJ IDEA](#)

Procedures:

- [Checking Out Files from Subversion Repository](#)
- [Version Control with IntelliJ IDEA](#)

Web Resources:

- [Developer Community](#) 