




# Configure Ignored Files Dialog

---

Changes tool window - 

Use this page to create a list of files and directories that you do not want to put under version control. These can be file names associated with VCS administration, backup files, and any other artifacts that you want to remain unversioned. You can also specify patterns that define files to ignore.

Item	Description
 (Alt+Insert)	Use this icon or shortcut to add an item to the list. The <a href="#">Ignore Unversioned Files</a> dialog box opens where you can type an exact path to a file or directory to be ignored or specify a pattern that defines the names of files and directories to be ignored.
 (Enter)	Use this icon or shortcut to edit the selected path or pattern in the <a href="#">Ignore Unversioned Files</a> dialog box.
 (Alt+Delete)	Use this icon or shortcut to remove the selected path or pattern from the list.

## See Also

Concepts:

- [Version Control with IntelliJ IDEA](#)

Reference:

- [Ignored Files](#)
- [Ignore Unversioned Files](#)

Web Resources:

- [Developer Community](#) 