







Console Folding

File | Settings | Console Folding

Use this page to define lines to be folded in consoles. This lets you hide extraneous information and make console output easier to read and comprehend.

Item	Description
Fold console lines that contain	<p>In this area, configure a list of patterns that determine the lines to be hidden in console output. Any line that contains one of these patterns as a substring is hidden. Use the following icons or shortcuts:</p> <ul style="list-style-type: none">■  (Alt+Insert) - use this icon or shortcut to open the Folding Pattern dialog box and type a new pattern.■  (Enter) - use this icon or shortcut to open the Folding Pattern dialog box and edit the selected pattern.■  (Alt+Delete) - use this icon or shortcut to remove the selected pattern from the list.
Exceptions	<p>In this area, configure a list of patterns that determine the lines not to be folded in console output. Any line that contains one of these patterns as a substring is displayed. Use the following icons or shortcuts:</p> <ul style="list-style-type: none">■  (Alt+Insert) - use this icon or shortcut to open the Folding Pattern dialog box and type a new pattern.■  (Enter) - use this icon or shortcut to open the Folding Pattern dialog box and edit the selected pattern.■  (Alt+Delete) - use this icon or shortcut to remove the selected pattern from the list.

See Also

Reference:

- [Database Console](#)
- [Debug Tool Window. Console](#)
- [Console Tab](#)
- [Run Tool Window](#)
- [Hibernate Console Tool Window](#)
- [JPA Console Tool Window](#)

Web Resources:

- [Developer Community](#) 