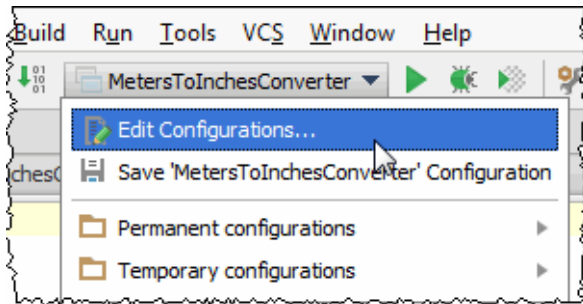


Creating Folders and Grouping Run/Debug Configurations




When there are too many run/debug configurations of the same type, you can put them into directories, and thus make them visually distinguishable.

Folders are used to organize run/debug configurations. When not needed, they can be deleted, and the run/debug configurations under those folders just pass under the root of the corresponding type.


Once grouped, the run/debug configurations appear in the drop-down list under the corresponding folders:





To create a folder of run/debug configurations

1. Open Run/Debug Configuration dialog box.
2. In the Run/Debug Configuration dialog box, select a category of run/debug configurations, and click  on the toolbar. A new empty folder is created.
3. Specify the folder name in the text field to the right, or accept default.
4. Select the desired run/debug configuration of a certain type, and move under the target folder. This can be done in one of the following ways:
 - Use drag-and-drop.
 - Use the toolbar buttons  
 - Press Alt+Up or Alt+Down
5. Apply changes. Note that the folders of run/debug configurations should not be empty. The empty folders are not saved.

To delete a folder

1. In the Run/Debug Configuration dialog box, select a folder to be deleted.
2. On the toolbar, click . The selected folder is deleted silently. Any run/debug configurations grouped under this folder, are moved under the root of the corresponding type.
3. Apply changes.

To move folders up or down

1. In the Run/Debug Configuration dialog box, select one of the folders within a category of run/debug configurations.
2. Do one of the following:
 - On the toolbar, click  or .
 - Press Alt+Up or Alt+Down

The folder in question moves one position up or down.

3. Apply changes.

After closing the dialog box, groups of run/debug configurations in the run/debug configurations selector on the main toolbar appear in the order achieved by moving folders up or down within a category.

See Also

Concepts:

- [Run/Debug Configuration](#)

Reference:

- [Run/Debug Configurations](#)

Web Resources:

- [Developer Community](#) 