






Debug Tool Window. Console

This pane enables you to view the output and error stream messages.

Console toolbar

Item	Tooltip and shortcut	Description
	Up/down the Stack Trace Ctrl+Alt+Up Ctrl+Alt+Down	Click this button to navigate up or down in the stack trace and have the cursor jump to the corresponding location in the source code.
	Use Soft Wraps	Click this button to toggle the soft wrap mode of the output.
	Scroll to the end	Click this button to navigate to the bottom of the stack trace and have the cursor jump to the corresponding location in the source code.
	Print	Click this button to send the console text to the default printer.
	Clear All	Click this button to remove all text from the console. This function is also available on the context menu of the console.

Context menu options

Item	Tooltip and shortcut	Description
Copy	Ctrl+C or Ctrl+Insert	Copies the output to the Clipboard.
Copy reference	Ctrl+Shift+Alt+C	Copies the output reference to the Clipboard.
Compare with Clipboard		Opens the Clipboard vs Editor dialog box that allows you to view the differences between the selection from the editor and current Clipboard content. This dialog is a regular comparing tool that enables you to copy line at caret to the Clipboard, find text, navigate between differences and manage white spaces.
Search with Google		Opens Google search page in the system browser with the selected text entered in the search field.
Create Gist		Choose this command to open the Create Gist dialog box.
Clear All		Clears the output window.

See Also

Concepts:

- [Running, Debugging and Testing](#)

Procedures:

- [Debugging](#)
- [Monitoring the Debug Information](#)

Reference:

- [Debug Tool Window. Frames](#)
- [Debugger](#)
- [Differences Viewer](#)

Web Resources:

- [Developer Community](#) 