

# Differences Viewer

Project tool window | context menu of a file | Compare File with Editor

Project tool window | context menu of two selected folders | Compare Two Files






This dialog is displayed every time you explore differences between files (local history for folders, recent changes, version control, local files and their versions on a remote host, or just [comparing files](#)). So doing, you can compare files of any types, including binaries.







You can also open the difference viewer without running IntelliJ IDEA. This is done through the following command:

```
<path to IntelliJ IDEA executable file> diff <path_1> <path_2>
```

where path\_1 and path\_2 are paths to the files in question, which can be of various types, including jar.

The differences viewer provides a powerful editor that enables code completion, live templates etc.

Item	Tooltip and Shortcut	Description
	Ctrl+C or Ctrl+Insert	Click this button to copy the line at caret in the right pane to the Clipboard.
	Ctrl+F or Alt+F3	Click this button to initiate <a href="#">Finding text procedure</a> and locate the specified string in the current file.
 or 	F7 or Shift+F7	Click this button to move to next / previous difference.
Ignore whitespace		Use this drop-down list to define how the differences viewer should treat white spaces in the text. <ul style="list-style-type: none"><li>■ <b>Do not ignore:</b> white spaces are important, and the differences should be highlighted.</li><li>■ <b>Leading and Trailing:</b> Ignore the differences, if they appear in the end and in the beginning of a line.</li><li>■ <b>All:</b> white spaces are not important, regardless of their location in the source code.</li></ul>
	Compare Previous File Alt+Left	Click this button to compare the local copy of the previous file with its update from the server. <div data-bbox="592 1648 1396 1850" style="border: 1px solid #ccc; padding: 5px; margin-top: 10px;"><p>The button is available only when the <b>Differences Viewer</b> is invoked from the <a href="#">Update Project Info</a> tab of the <a href="#">Version Control</a> tool window or from the <a href="#">Apply Patch</a> dialog box.</p></div>

Item	Tooltip and Shortcut	Description
	Compare Next File Alt+Right	<p>Click this button to compare the local copy of the next file with its update from the server.</p> <div data-bbox="595 286 1390 488" style="border: 1px solid #ccc; padding: 5px;"> <p>The button is available only when the <b>Differences Viewer</b> is invoked from the <a href="#">Update Project Info</a> tab of the <a href="#">Version Control</a> tool window or from the <a href="#">Apply Patch</a> dialog box.</p> </div>
Highlighting mode		Select the way differences are highlighted. Possible options are: by word, by line, or no highlighting.
		Click this button to simultaneously scroll both differences panes; if this button is released, each of the panes can be scrolled independently.
	F1	Click this button to show reference page.
	F4	Click this button to open in the editor a file from the active pane. So doing, the caret rests at the same character where it was located in the Differences viewer.
		Click this button to reveal the drop-down list of available options (show or hide line numbers, indentation guides, white spaces, or soft wraps).
	Ctrl+Tab or Ctrl+Shift+Tab	Use this keyboard shortcut to switch between the panes of the Differences viewer.
		Use these <i>chevron</i> buttons to apply differences between panes.
Legend		<p>Shows summary information about the encountered differences: number of differences found, and color map.</p> <div data-bbox="595 1426 1390 1550" style="border: 1px solid #ccc; padding: 5px;"> <p>Color map for the Differences viewer is configurable in the <a href="#">Colors and Fonts</a> dialog box.</p> </div>

## See Also

### Procedures:

- [Comparing Files](#)
- [Viewing Local History of a File or Folder](#)
- [Comparing Deployed Files and Folders with Their Local Versions](#)

### Web Resources:

- [Developer Community](#) 