





EJB Editor - General Tab - Entity Bean

EJB Tool Window | context menu of an entity bean | Jump to Source

This section describes the fields that are specific for the entity beans.

| Item | Shortcut | Description |
|---|----------|---|
| Abstract Schema Name | | In this text box, specify the bean reference name that can be used to call the bean from QL queries. This field is available for the <i>CMP Entity Beans</i> only. |
| Primary Key Class | | In this field, specify the class that will be used to access primary key of a datasource the bean is associated with. This field is available for the <i>CMP</i> and <i>BMP Entity Beans</i> . |
| Reentrant | | Select this check box if you need the bean to handle multiple simultaneous, interleaved, or nested invocations that do not interfere with each other. This field is available for the <i>CMP</i> and <i>BMP Entity Beans</i> . |
| CMP fields | | These fields are available for <i>CMP Entity Beans</i> only. |
|  | Insert | Click this button to create a new CMP field . |
|  | F4 | Click this button to change CMP field . |
|  | Delete | Click this button to delete selected field with its accessor methods and tags in the deployment descriptor. |
|  | F1 | Click this button to show reference page. |

See Also

Concepts:

- [EJB](#)

Procedures:

- [Creating EJB](#)
- [Editing Module with EJB Facet](#)

Reference:

- [EJB Editor General Tab - Common](#)

Web Resources:

- [Developer Community](#) 