




## EJB Editor - General Tab - Message Bean

EJB Tool Window | context menu of a message-driven bean | Jump to Source

This section describes the fields that are specific for *Message beans*.

Item	Shortcut	Description
Transaction Type		In this field, specify the object by which the transactions should be managed. The available options are: <ul style="list-style-type: none"><li>■ <i>Bean</i></li><li>■ <i>Bean container</i></li></ul>
Destination Type		In this field, specify the message queue class to which the bean should listen.
Activation Config		Use this section to define the bean behavior.
	Insert	Click this button to add activation configuration elements.
	Delete	Click this button to delete selected activation configuration element.
	F1	Click this button to show reference page.

### See Also

Concepts:

- [EJB](#)

Procedures:

- [Creating EJB](#)
- [Editing Module with EJB Facet](#)

Reference:

- [EJB Editor General Tab - Common](#)

Web Resources:

- [Developer Community](#) 