




# EJB Module Editor - Method Permissions

EJB Tool Window | context menu of a module with an EJB facet | Jump to Source

Use this tab to configure *security roles* and *method permissions* for a bean.

## Toolbar

Item	Shortcut	Description
	Insert	Click this button to define a custom security role by specifying the security role name and optional description in the <b>Add Security Role</b> dialog box. A column for a new security role is added to the table.
	F4	Click this button to change the selected security role by choosing the desired role from the submenu, and changing the security role name and optional description in the <b>Edit Security Role</b> dialog box.
	Delete	Click this button to delete the selected security role.

## Table

Item	description
Name	This column shows beans, their interfaces, and a list of methods that they implement.
Excluded	Select the check boxes in this column for the methods, which you want to add to the list of excluded methods. The selected methods will be added to the <code>&lt;exclude-list &gt;</code> section of the deployment descriptor.
Unchecked	Select the check boxes in this column for the methods with unchecked permissions. The selected methods will be marked as <code>&lt;unchecked/&gt;</code> in the deployment descriptor.
<code>&lt;security role &gt;</code>	Select the check boxes for the methods to assign the selected security roles.

## See Also

### Concepts:

- [EJB](#)

### Procedures:

- [Editing Module with EJB Facet](#)
- [Editing Module with EJB Facet](#)

### Reference:

- [Diagram Toolbar and Context Menu](#)
- [EJB Relationship Properties dialog](#)

### Web Resources:

- [Developer Community](#) 

