

Event Log

View | Tool Windows | Event Log

Event Log in the right-hand part of the bottom [tool window bar](#)

The **Event Log** tool window shows the information about "important" events that take place in IntelliJ IDEA.

The information about problematic situations (e.g. errors and exceptions) is displayed in red. In such cases, clicking the **more** link (if present) opens a balloon with a more detailed description of the error or exception. Clicking a description link (depending on the error, the text may be different e.g. **NullPointerException**) opens the **IDE Fatal Errors** dialog which lets you review the error and create a bug report.

- [General tab](#)
- [Database tab](#)
- [Toolbar](#)

General tab

The **General** tab appears when the [Database tab](#) opens. In the absence of the **Database** tab, the information is shown in the output pane which, in this case, is not tabbed.

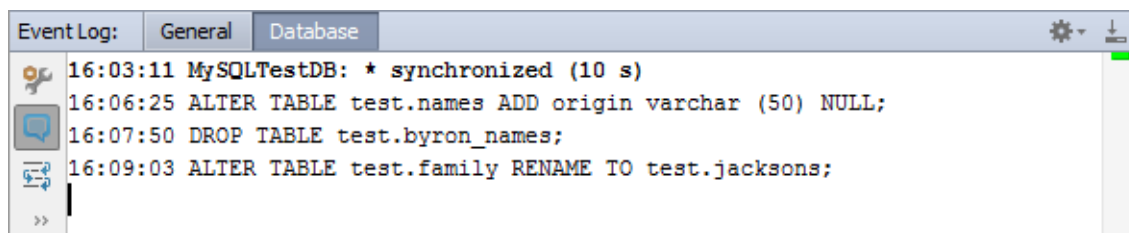
Database tab

Shown on the **Database** tab are the events related to working with the [Database tool window](#) and the [Table Editor](#).



For the **Database** tool window, the following may be shown:






- The information about data synchronizations and various manipulations with databases such as creating, modifying and deleting tables and columns, etc.
- Error messages.

For the Table Editor only error messages are shown.



Toolbar

Item	Description
 Settings	Use this icon to open the Notifications page where you can select which events you want to be notified of and also which events should be logged.
 Show balloons	Use this icon to enable or disable showing notifications. Note that this icon is a toggle which turns the corresponding feature on or off. When showing notifications is enabled, you are notified of the events that take place in IntelliJ IDEA. The corresponding notifications are shown in the balloons. The alternative way to enable or disable this feature is by means of the Display balloon notifications check box on the Notifications page .

Item	Description
 Use Soft Wraps	Use this icon to turn on or off the soft wrap mode for the output.
 Scroll to the end	Use this icon to go to the end of the event log.
 Mark all as read	Use this icon to mark all the messages as read.
 Clear all	Use this icon to delete all the messages and thus clear the log. This function can alternatively be accessed by means of the context menu.
 Help (F1)	Use this icon or shortcut to open the corresponding help topic.

See Also

Reference:

- [Notifications](#)

Getting Started:

- [IntelliJ IDEA Tool Windows](#)

Web Resources:

- [Developer Community](#) 