




# External Diff Tools

File | Settings | IDE Settings | External Diff Tools



On this page, enable IntelliJ IDEA to use external tools for comparing files and folders.

Item	Description
Use external tool to compare folders	Select this check box to have IntelliJ IDEA use an external tool for comparing folders. In the text box below, specify the path to the executable file of the desired external tool. Use the <b>Browse</b> button  , if necessary.
Use external tool to compare files	Select this check box to have IntelliJ IDEA use an external tool for comparing files. In the text box below, specify the path to the executable file of the desired external tool. Use the <b>Browse</b> button  , if necessary.
Use external merge tool	Select this check box to have IntelliJ IDEA use an external merge tool. In the text box below, specify the path to the executable file of the desired external tool. Use the <b>Browse</b> button  , if necessary.
Parameters	Use this field to set the merge tool parameters. <div style="border: 1px solid #ccc; padding: 5px; margin-top: 10px;">Note that different merge tools have different parameters. You need to specify all necessary parameters in a correct order.</div>

## See Also

### Procedures:

- [Configuring IDE Settings](#)
- [Comparing Files](#)
- [Comparing Folders](#)

### Reference:

- [External Tools](#)
- [Differences Viewer](#)

### Web Resources:

- [Developer Community](#) 