


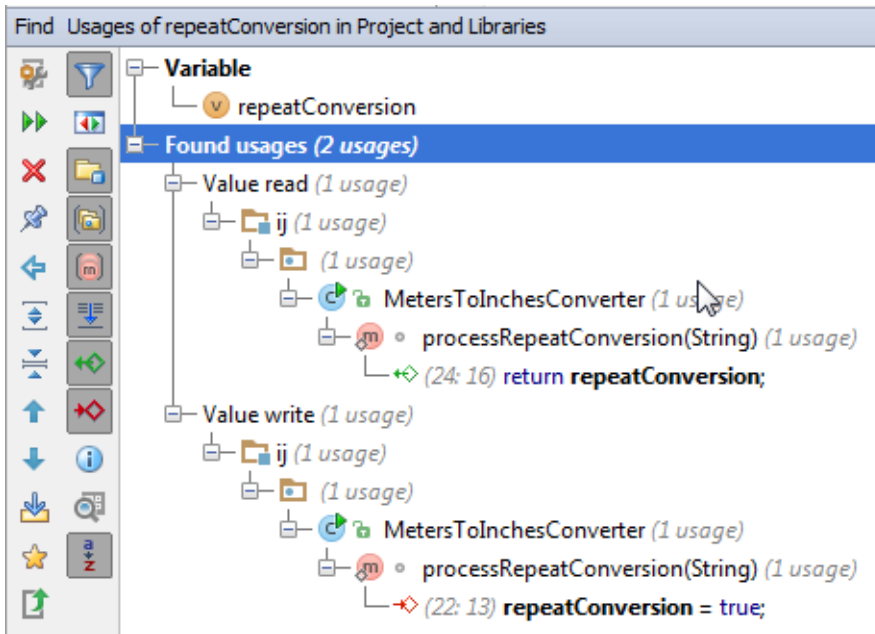
# Finding Usages in Project

IntelliJ IDEA provides different search options depending whether you are searching for usages of a class, method, field, parameter, or throw statements, and extends search for usages to the files in supported languages. For example, in CSS, XML and HTML files you can search for the usages of styles, classes, tags and attributes.


Explore search results in the [Find tool window](#).

## To find usages of a symbol in a project

1. Select a symbol to find usages for. To do that, place the caret within the desired symbol in the editor, or click the symbol in the Project tool window. You can also select symbol in the Commander, or in the UML Class diagram.
2. Do one of the following:
  - On the main menu, choose **Edit | Find | Find Usages**
  - Choose **Find Usages** on the context menu
  - Press **Alt+F7**.
3. In the [Find tool window](#), explore search results. Use the  button to represent search results in meaningful groups by type of usage.



You can still show the [search options dialog box](#). Do one of the following:

- Press **Ctrl+Shift+Alt+F7**.
- In the [Find tool window](#), click 

## See Also

Concepts:

- [Scope](#)

Reference:

- [Find Usages. Class Options](#)
- [Find Usages. Method Options](#)
- [Find Usages. Variable Options](#)

- [Find Usages. Package Options](#)

**Web Resources:**

- [Developer Community](#) 