

Gradle Tool Window

View | Tool Windows | Gradle

The Gradle tool window displays Gradle tasks, and all changes made to the underlying `build.gradle` file, or to the IntelliJ IDEA project structure.

If there is no linked Gradle project, the window is disabled.




In this section:

- [Gradle Tasks](#)
- [Toolbar](#)
- [Context Menu](#)




Gradle tasks

Item	Description
Recent tasks	This area contains a list of the last executed tasks and command types under which these tasks were executed.
All tasks	This area contains a list of all available tasks.

Toolbar

Item	Description
	Click this button to refresh all registered Gradle projects after changes have been made to a Gradle script.
	Click this button to link a gradle project.
	Click this button to detach an external gradle project.

Context menu

Item	Description
	Select this option or use a shortcut to open <code>build.gradle</code> file.
	Select this option to refresh external projects.
	Select this option to detach an external project.

See Also

External Links:

- [Gradle](#) 

Getting Started:

- [IntelliJ IDEA Tool Windows](#)

Web Resources:

- [Developer Community](#) 

