






Integrate to Branch Info View

View | Tool Windows | Version Control

This view is available after running integration with the **Run status after update** setting specified. The view displays a list of files or packages affected by the latest integration. The items are displayed under the following nodes:

- Modified
- Merged
- Not in repository
- Locally added

Item	Tooltip and shortcut	Description
		Click this button, to group information within nodes by packages. If the button is released, files are presented in plain lists.
	Ctrl+NumPad+ or Ctrl+Equals	Click this button to expand all nodes.
	Ctrl+NumPad - or Ctrl+Minus	Click this button to collapse all nodes.
		Click this button to close the view.
	F1	Click this button to show the corresponding reference page.

See Also

Concepts:

- [Supported Version Control Systems](#)

Procedures:

- [Using Subversion Integration](#)
- [Integrating SVN Projects or Directories](#)

Reference:

- [Version Control Reference](#)

Web Resources:

- [Developer Community](#) 