

Managing Your Project Favorites

You can arrange the most frequently used project items (files, folders, packages, instance and class members, etc.), [bookmarks](#) and [breakpoints](#) in the lists of favorite items (favorites). In IntelliJ IDEA, there is a dedicated [tool window](#) for managing your favorites (the [Favorites tool window](#)).

Initially, there is one (empty) favorites list which has the same name as the project.

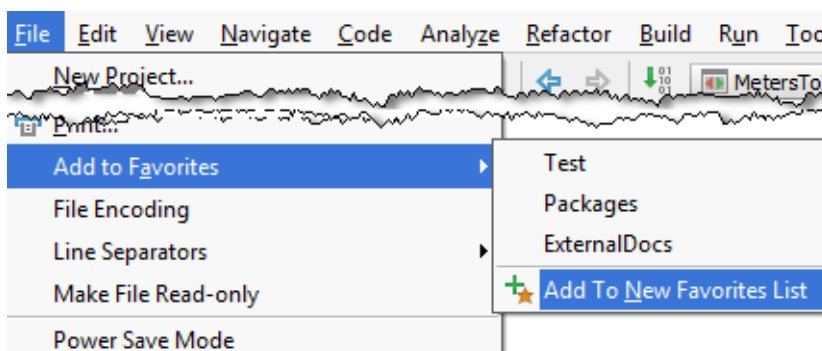
You can create more favorite lists and manage their contents as necessary.

- [Using the Project tool window to add items to favorites](#)
- [Using the editor to add items to favorites](#)
- [Creating a new favorites list](#)
- [Renaming a favorites list](#)
- [Moving an item to a different list](#)
- [Removing items from favorites](#)

To add items to favorites using the Project tool window

1. In the [Project](#), select the item or items you want to add to favorites.
2. Do one of the following:
 - On the main menu, point to **File | Add To Favorites**.
 - On the context menu of the selection, point to **Add To Favorites**
3. To add the selected item or items to an existing favorites list, select the name of the list.

To create a new favorites list and add the selected item or items to it, select **Add To New Favorites List**. In the **Add New Favorites List** dialog, specify the name of the new list and click OK.



You can add items to favorites using drag-and-drop: drag the item of interest from the **Project** tool window, or an external file from **Explorer** or **Finder**, and drop it onto the desired favorites list in the **Favorites** tool window.

To add items to favorites using the editor

Using the editor, you can add to favorites one file, or all the currently opened files.

1. Right-click the editor tab of interest and select one of the following options:
 - If you want to add the current file to favorites, select **Add To Favorites**. (For the current file, **File | Add To Favorites** is also available as an alternative.)
 - If you want to add all the files open in the editor to favorites, select **Add All To Favorites**.
2. To add the item or items to an existing favorites list, select the name of the list.
To create a new favorites list and add the item or items to it, select **Add To New Favorites List**. In the **Add New Favorites List** dialog, specify the name of the new list and click **OK**.


To create a new favorites list

You have an option of creating a new favorites list when [adding items to favorites](#) or when [moving](#) a favorites list item to a different list.

You can also create a new (empty) favorites list just on its own, as a separate task:

1. If the [Favorites tool window](#) is not currently shown, [open it](#).
2. Do one of the following:
 - Click **+** on the toolbar.
 - Press **Alt+Insert**.
3. In the **Add New Favorites List** dialog, specify the name of the new list and click **OK**.

To rename a favorites list

1. If the [Favorites tool window](#) is not currently shown, [open it](#).
2. Do one of the following:
 - Right-click the list whose name you want to change and select **Rename Favorites List**.
 - In the toolbar of the **Favorites** tool window, click .
3. In the **New Name for Favorites List** dialog box, change the name of the list as required, and click **OK**.


To move an item to a different list

1. If the [Favorites tool window](#) is not currently shown, [open it](#).
2. Right-click the list item that you are going to move and select **Send To Favorites**.
3. To move the selected item to an existing favorites list, select the name of the destination list.
To create a new favorites list and move the item there, select **Send To New Favorites List**. In the **Add New Favorites List** dialog, specify the name of the new list and click **OK**.

To move an item from one favorites list to another, you can use drag-and-drop.

To remove items from favorites

To remove items from favorites, you can delete the corresponding favorites list items and/or the whole favorites lists.

1. If the [Favorites tool window](#) is not currently shown, [open it](#).
2. Select the item or items that you want to remove from favorites. Note that you can select separate list items and the whole lists at the same time.
3. Do one of the following:
 - Click  on the toolbar.
 - Select **Remove From Favorites** in the context menu. (If a single favorites list is currently selected, note that there are also the following options: **Delete Favorites List <list_name>** and **Delete All Favorites Lists Except <list_name>**.)
 - Press Delete or Ctrl+Delete.

See Also

Procedures:

- [Manipulating the Tool Windows](#)
- [Speed Search in the Tool Windows](#)

Reference:

- [Favorites Tool Window](#)
- [Project Tool Window](#)

Web Resources:

- [Developer Community](#) 