




Maven Settings Page

Use this page to modify Maven settings.

Item	Description
Maven home directory	By default, this field shows the fully qualified name of the Maven installation directory. If you need to specify another directory, select Override check box, click ellipsis button and select the desired path in the Select Maven Home Directory dialog.
User settings file	Specify the file that contains user-specific configuration for Maven in the text field. If you need to specify another file, select Override check box, click the ellipsis button and select the desired file in the Select User Settings File dialog.
Local repository	By default, this field shows the path to the local directory under the user home that stores downloads and contains the temporary build artifacts that you have not yet released. If you need to specify another directory, select Override check box, click the ellipsis button and select the desired path in the Select Local Repository dialog.
Properties	By default, the columns in this area display system properties that are passed to Maven for creating a project from the archetype. You can click the following buttons to modify displayed properties: <ul style="list-style-type: none">■  Add a Maven property.■  Remove a Maven property.■  Edit a Maven property.

See Also

Concepts:

- [Maven](#)

Procedures:

- [Creating a Maven Module](#)
- [Maven Page](#)

Web Resources:

- [Developer Community](#) 