





Module Dependencies Tool Window

This tool window is available every time you perform the *Analyze Module Dependencies* command and displays module dependencies as they are defined in the module settings. If any cyclic dependencies are encountered in the selected module, they are specially marked in the tool window. In this tool window, you can change direction of the dependencies, and perform more detailed analysis of the source code.

In this section:

- [Toolbar Buttons](#)
- [Context menu commands](#)

Toolbar buttons

Item	Description
	Click this button to close the current tab.
	Click this button to open the Specify Dependency Analysis Scope dialog box and analyze dependencies .
	Click this button to change direction of the dependencies.
	Click this button to open the reference.

Context menu commands

Item	Shortcut	Description
Expand All Collapse All	Ctrl+NumPad+ or Ctrl+Equals Ctrl+NumPad - or Ctrl+Minus	Fold or unfold all nodes.
Open Module Settings	F4 Ctrl+Enter	Open settings of the selected module in the Modules page of the Project Structure dialog.
Analyze Dependencies Analyze Backward Dependencies Analyze Cyclic Dependencies		Choose one of these commands to perform analysis of dependencies. In the Specify Dependency Analysis Scope dialog box, specify scope of analysis.

See Also

Concepts:

- [Dependencies](#)

Procedures:

- [Analyzing Dependencies](#)

Reference:

- [Dependency Viewer](#)

Web Resources:

- [Developer Community](#) 