





Module Name and Location

Specify the module name and location.

Item	Description
Module name	Specify the module name.
Content root	<p>Specify the path to the module content root folder. (This is where all the files that make up you module will be stored; for more information, see Content Root.)</p> <p>By default, a folder having the same name as the module is created in the project directory (recommended).</p> <p>To use a different folder, click  (Shift+Enter) and select the necessary folder in the dialog that opens. (You can create a new folder in that dialog, e.g. by using .)</p>
Module file location	<p>Specify the path to the folder where the <code>.iml</code> module file should be created.</p> <p>By default, this file is created in the module content root folder (recommended).</p> <p>To use a different folder, click  (Shift+Enter) and select the necessary folder in the dialog that opens. (You can create a new folder in that dialog, e.g. by using .)</p>