


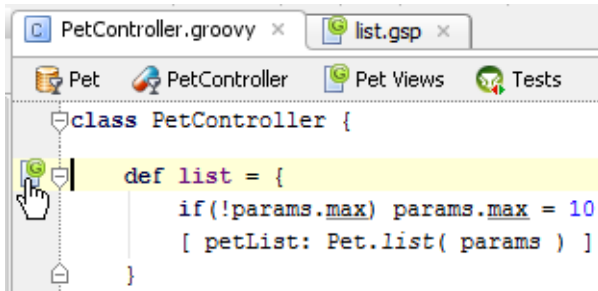
Navigating Between Actions and Views

IntelliJ IDEA suggests convenient means of navigation within Grails applications. The following cases are possible:

- Between a [controller action](#) and a [view with the same name](#).
- From [redirect](#) and [render methods](#) to the [corresponding controllers and actions](#).

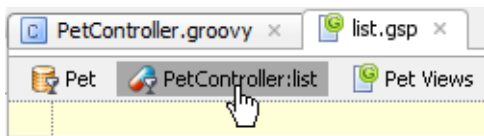
To navigate between an action and the corresponding view

- In a controller, with the caret within an action: Click the icon  in the left gutter:



The corresponding `<name>.gsp` file opens in the editor.

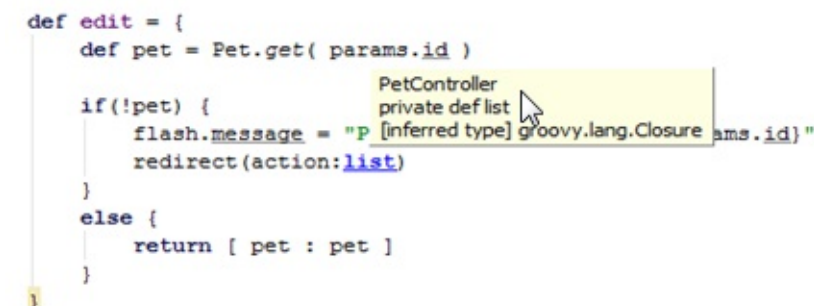
- In a view file `<name>.gsp`: click the Controller button on the [scaffolding toolbar](#):



The corresponding controller opens in the editor, with the caret resting before the action name.

To navigate from grails render or redirect methods, do one of the following

- With the caret at the template name, press `Ctrl+B`, `Ctrl+Button1` Click or `Button2` Click
- Keeping `Ctrl` pressed, click the template name:



See Also

Language and Framework-Specific Guidelines:

- [Scaffolding](#)

Web Resources:

- [Developer Community](#) 