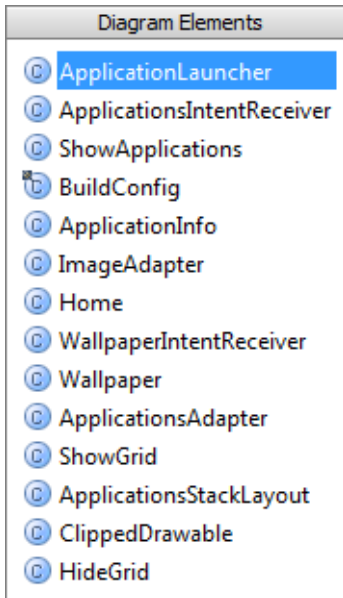


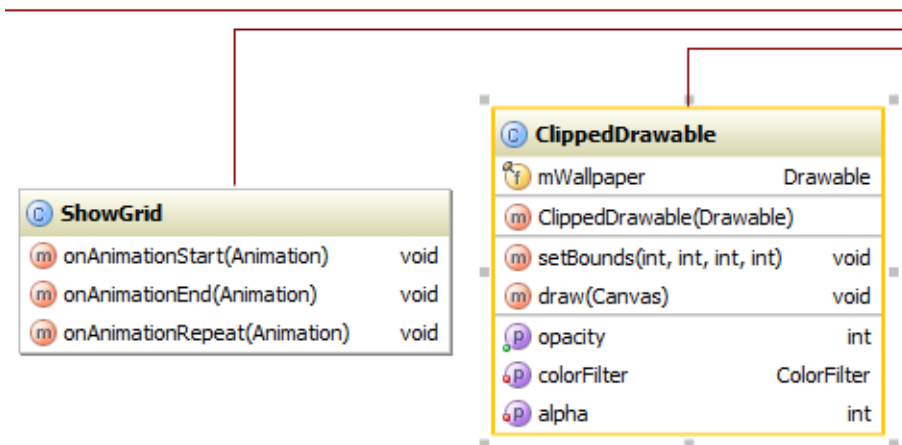
Navigating Through a Diagram Using Structure View

To navigate through a diagram, follow these general steps

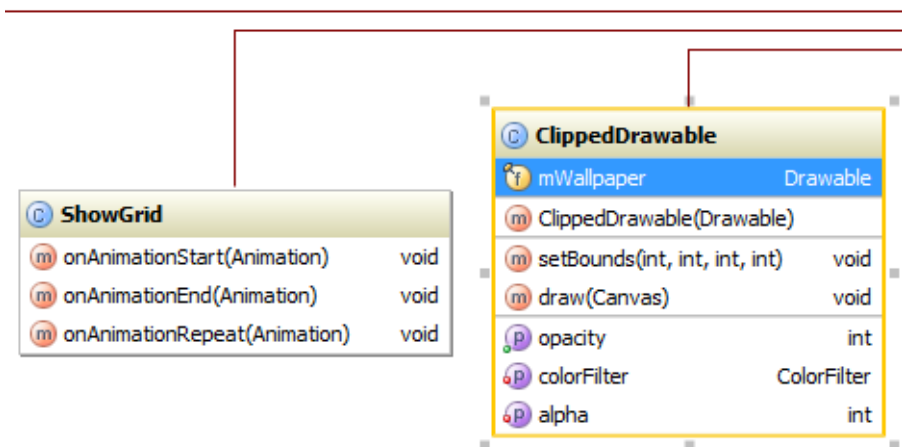
1. Press **Ctrl+F12**. The menu of diagram elements pops up.



2. Use the arrow keys to select the desired diagram element, and press **Enter**. The selected diagram node element becomes active.



3. Press **Enter** once more. The first member of an element gets the focus.



4. The following actions are available:

- Pressing Enter toggles the focus between a diagram element and its members.
- When a diagram element has the focus, use the arrow keys to jump between elements.
- When a member has the focus, use the vertical arrow keys to navigate through an element to the desired member.
- Having selected an element or a member, [navigate to the underlying source code](#).

See Also

Procedures:

- [General Techniques of Using Diagrams](#)

Web Resources:

- [Developer Community](#) 