



Navigating Within a Conversation

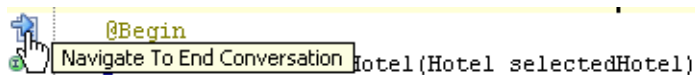
Seam support in IntelliJ IDEA includes support for conversations. The beginning and the end of a conversation are denoted with the `@Begin` and `@End` annotations respectively. In the source code editor, these annotations are marked with the gutter icons:

-  jump to the beginning of a conversation.
-  jump to the end of a conversation.

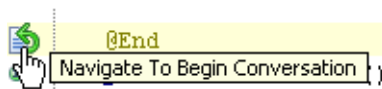
IntelliJ IDEA enables you navigate from the beginning of a conversation to its end, and vice versa.

To navigate between the beginning and ending points of a conversation

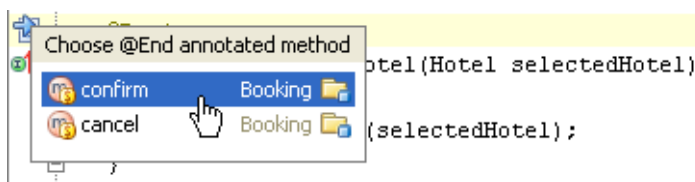
- Click the gutter icon to the left from the **@Begin** annotation:



- Click the gutter icon to the left from the **@End** annotation:



If there are several possible end points of a conversation, you are prompted to select the desired one:



See Also

Concepts:

- [Seam](#)

External Links:

- <http://docs.jboss.com/seam/2.1.0.A1/api/>

Web Resources:

- [Developer Community](#)