




New Message Bean Dialog

EJB Tool Window | context menu of a module with an EJB facet | **New - Message Bean**

EJB Tool Window | context menu of a module with an EJB facet | **Jump to Source | New - Message Bean**

Use this dialog box to [create Message Beans](#).

Item	Description
<ejb-name>	In this text box, type the basic name to be used for generating the names of the EJB constituent classes. The rules for generating EJB names are configured in the Java EE Names dialog box.
Package	In this text box, specify a fully qualified path to the package where the bean resides. If necessary, click the Browse button  and select the desired package in the project tree.
EJB Class	In this text box, specify the name of the bean implementation class. If necessary, click the Browse button  to open the Choose EJB Class dialog box, where you can search for the desired class by name or select it in the project tree.
Message Listener	In this text box, specify the message listener interface. Type a fully qualified name or click the Browse button  to open the Choose EJB Message Listener Interface dialog box, where you can search for the desired message listener interface by name or select it in the project tree.

See Also

Concepts:

- [EJB](#)

Procedures:

- [Creating EJB](#)

Reference:

- [EJB Module Editor](#)

Web Resources:

- [Developer Community](#) 