

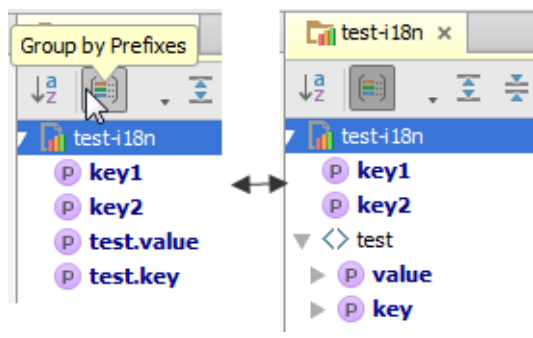

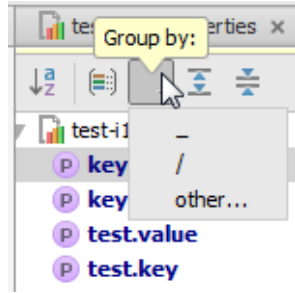




Resource Bundle Editor

[View](#) | [Jump to Source](#)

Context menu of a resource bundle | [Jump to Source](#)

The Resource Bundle Editor is a special tool designed to work with sets of [properties files](#). It shows all files in a bundle, and enables you to perform mass actions on the properties files.

Item	Tooltip and shortcut	Description
	Sort Alphabetically	If this button is pressed, the properties in the left pane are sorted in alphabetical order. Otherwise, they are shown as they are introduced in the properties file.
	Group by Prefixes	<p>If this button is pressed, the properties are grouped according to the separators they have.</p> <p>The Group by drop-down menu enables you to choose the necessary separator:</p>  <p>If the button is not pressed, properties are shown as the items of the property node.</p>
	Group By	<p>Specify the desired separator character, or choose one from the list.</p> 
	Expand all Ctrl+NumPad+ or Ctrl+Equals Collapse all Ctrl+NumPad - or Ctrl+Minus	Click this button to have all nodes expanded or collapsed.
	F1	Click this button to open the current reference page.

See Also

Concepts:

- [Internationalization and Localization Support](#)

Procedures:

- [Internationalizing Source Code](#)

Web Resources:

- [Developer Community](#) 