










Shelve Changes Dialog

VCS | Shelve Changes

Use this dialog box to put changes in the specified files or changelists to the shelf.

Toolbar

Icon	Tooltip and Shortcut	Description
	Show differences Ctrl+D	Click this button to have differences shown.
	Move to another changelist F6	Click this button to open the Choose Changelist dialog box where you can specify the changelist to move the selected file to.
	Group by Directory Ctrl+P	Use this button to toggle between the flat view and the directory tree view.
	Ctrl+NumPad+ or Ctrl+Equals	Click this button to have all nodes expanded.
	Ctrl+NumPad - or Ctrl+Minus	Click this button to have all nodes collapsed.
	Rollback	Click this button to roll the changes back.
	Revert Unchanged Files	Click this button to have unchanged files reverted.
	F4	Click this button to open the source code of the selected file in the editor.
	Message History Ctrl+M	Click this button to reuse one of the previous commit messages (comments) from the list.

Controls

Item	Description
Changed files	This tree view displays the list of changed files. Check the files to be included in the patch.
Comment	Type the comment in the text area. This comment is used as the name of the new patch file.

Item	Description
Changelist	Use the drop-down list to select the changelist that contains the modified files to be included in the patch. By default, the active changelist is suggested.
Summary	This section displays summary information for the currently selected changelist (the number modified, new and deleted files).
Before commit	Use this section to define the following options:
Optimize imports	Check this option to remove redundant import statements.
Reformat code	Check this option to perform code formatting according to the Project Code Style settings .
Perform code analysis for affected files	Check this option to run code inspection on the affected files.
Shelve changes	Click this button to perform shelving and close the dialog.

See Also

Concepts:

- [Shelved Changes](#)

Procedures:

- [Shelving Changes](#)

Web Resources:

- [Developer Community](#) 