

# Show History for Folder Dialog

## VCS | Local History | Show History




Use this dialog to explore changes to a folder. There are two views in this dialog:

- [History view](#) in the left-hand part
- [Changes view](#) in the right-hand part

The same dialog box is available on the context menu of a folder.








### History view

The History view shows a list of folder revisions (states), each one being supplied with a time stamp, revision number, and an indication of the action that resulted in that state.

Item	Description
	Click this button to revert the selected action.
	Click this button to create a patch based on the selected local version.
	Click this button to open the corresponding help topic.

### Changes view

The Changes view shows the differences between the current state and the one selected in the [History view](#). The differences are shown as a tree of changed (new, modified and deleted) files and subfolders.

Item	Shortcut	Description
	Ctrl+D	Click this button to show the <a href="#">differences</a> between the current local version and the one selected in the History view. Alternatively, double-click the current local version in the Changes view.
		With a file selected in the Changes view, click this button to roll back the selected action.
	Ctrl+P	Click this button to show changed files as a tree view of folders. If this button is not pressed, the files are shown as a flat list.
 or	Ctrl+NumPad+ or Ctrl+Equals or Ctrl+NumPad- or Ctrl+Minus	Click these buttons to have all nodes expanded or collapsed. These buttons are only available when the changed files are shown as a tree view.
	Ctrl+A	Click this button to select all the files in the list or a tree view.
	Ctrl+F or Alt+F3	In this area, type the search string. Note also that <a href="#">speed search</a> is available in the Changes pane.
		Click this button to clear the search area.

[Speed search](#) is available in the **Changes** view.

## See Also

### Concepts:

- [Local History](#)
- [Patches](#)

### Procedures:

- [Using Local History](#)
- [Using Patches](#)

### Web Resources:

- [Developer Community](#) 