




Skipped Paths

The page and all the pages under this node are available only when the [PHP repository plugin](#) is [downloaded](#), [installed](#), and [enabled](#).

On this page, specify the scripts requests to which you want IntelliJ IDEA to ignore during debugging. This approach can be useful, when your application contains scripts that use AJAX. Suppose you have a `menu-ajax-script.php` that "reloads" a part of your web page. This script works properly so you do not need to debug it. However, this script is still requested during the debugging session. To have incoming connections to this script ignored, add the `menu-ajax-script.php` script to the *skipped paths* list. You can also group such scripts into folders and add these folders to the "ignore list".

Item	Description
Notify about skipped paths	Select this check box to have IntelliJ IDEA inform you every time it receives a request to a script to be skipped.
Skipped paths	This list box shows the scripts and folders to ignore requests to.
 Add (Alt+Insert)	Click this button to have a new line added to the list. Then click the Browse button  and in the dialog box that opens choose the file or folder to skip connections to.
 Remove (Alt+Delete)	Click this button to have the selected item removed from the list.

See Also

Procedures:

- [PHP Debugging Session](#)
- [Configuring a Debugging Engine](#)
- [Debugging](#)

Reference:

- [Debug](#)

Web Resources:

- [Developer Community](#) 