





Spring Dependencies Diagram

To access the Spring dependencies diagram: **Diagrams | Show Diagram** in the context menu or **Ctrl+Shift+Alt+U** for a Spring configuration file selected in the [Project tool window](#) or opened in the editor.

The Spring dependencies diagram lets you view and analyze dependencies between your beans. The diagram is most helpful when you need to view all autowired beans, for example, because it's hard to find another way to have them all displayed simultaneously.

Toolbar

Icon	Description
	Click this button to have all beans included into the current fileset model displayed as well dependencies between them.
	Click this button to have beans grouped by configuration files.
	Click this button to view autowired dependencies, if any.
	Click this button to use a simple plain layout for the diagram.

The other toolbar options and context menu commands are common for all [diagrams](#).

See Also

Language and Framework-Specific Guidelines:

- [Spring](#)
- [Managing Spring Configuration Files](#)

Reference:

- [Diagram Toolbar and Context Menu](#)

Web Resources:

- [Developer Community](#) 