



# Stopping and Pausing Applications


---

In the [Run](#) tool window, you can stop the program, or pause its output. If a program is stopped, its process is interrupted and exits immediately. When program output is paused, the program continues running in the background, but its output is suspended.

## To stop a program, do one of the following

1. In the **Run** tool window, click the **Stop** button  on the toolbar, or press **Ctrl+F2**.
2. To close the active tab, click the **Close** button , or press **Ctrl+Shift+F4**.

## To suspend program output

- In the **Run** tool window, click the **Pause** button  on the toolbar.

## See Also

### Procedures:

- [Running Applications](#)
- [Rerunning Applications](#)

### Reference:

- [Run Tool Window](#)

### Web Resources:

- [Developer Community](#) 