

Struts 2 Facet Page

File | Project Structure | Modules - module - Struts 2 facet






The page is available only for modules with enabled Struts 2 support.

Use this page to configure the settings for an individual Struts 2 [facet](#) attached to a particular module.

The following tabs are available:

- [File Sets tab](#)
- [Features tab](#)

File Sets tab

Item	Description
 (Alt+Insert)	Use this icon or shortcut to create a new file set or add a file to the selected file set. (The Edit File Set dialog will open.)
 (Enter)	Use this icon or shortcut to edit the selected file set. (The Edit File Set dialog will open.)
 (Alt+Delete)	Use this icon or shortcut to remove the selected file or file set.

Features tab

Item	Description
Struts Version	A drop-down list to select the relevant Struts 2 version.

See Also

Concepts:

- [Struts 2](#)

Procedures:

- [Enabling Struts 2 Support](#)
- [Defining the Validation File Set](#)

Web Resources:

- [Developer Community](#) 