








SVN Repositories

VCS | Browse Subversion Repository

Use this tool window to view, add, and edit location of SVN repositories.

Toolbar buttons

Item	Tooltip and shortcut	Description
	Add Repository Location	Click this button to configure a new repository location . The New Repository Location dialog box opens, where you can select a repository URL in the drop-down list that contains previously added URL addresses.
	Edit Location Url	Click this button to edit the Url of the selected repository.
	Discard Location Url	Click this button to discard the selected repository location and remove it from the list.
	Show/Hide Details	Click this button to display the details for each node under the repository location (changelist number, user name, date and time of the last change).
	Refresh Ctrl+F5	Click this button to refresh the view.
	Collapse All Ctrl+NumPad - or Ctrl+Minus	Click this button to collapse all nodes in the tree with repositories.
	Close	Click this button to close the tool window.

Main controls

Item	Description
Repositories	Use this tree view to explore and manage the available repository locations. Right-click nodes and examine context menus.

Context menu

Item	Description
New	Select this menu item to configure a new repository location , or a new remote folder in the selected repository location. The New Repository Location dialog box opens where you can select a repository URL in the drop-down list that contains previously added URL addresses.
Show History	Select this item to open the Version Control tool window with the history of the selected repository location.
Checkout	Select this menu item to check out the contents of the selected node.

Item	Description
Compare with	Select this menu item to compare the selected node with the specified branch.
Browse changes	Select this menu item to view changes that match the specified criteria (author, time range, and revision).
Export	Select this menu item to export the contents of the selected repository or folder to the specified destination. The exported contents are not under version control.
Branch or Tag	Select this menu item to create a branch or tag of the selected folder.
Move or Rename	Select this menu item to change name of the selected folder.
Delete	Select this menu item to delete the selected folder from the repository location.
Copy URL	Select this menu item to put the URL string to the clipboard.
Refresh	Select this menu item to synchronize to the repository.
Edit location Url	Select this menu item to edit the selected repository location.
Discard location	Select this menu item to discard the selected repository location.

See Also

Procedures:

- [Using Subversion Integration](#)
- [Configuring Subversion Repository Location](#)

Web Resources:

- [Developer Community](#) 