











Time Tracking Tool Window

View | Tool Windows | Time Tracking

Item	Tooltip and Shortcut	Description
	Open Task Shift+Alt+N	Create new task. Refer to the section Opening and Creating Tasks .
	Remove Task	Delete selected tasks from the list.
	Show closed tasks	If this button is pressed, the list of tasks includes closed tasks. This button works as the second pressing keys Shift+Alt+N.
	Auto mode	If this button is pressed, time tracking automatically turns on for the current active task, and the button  is disabled. If this button is not pressed, you have to start timer for the active task yourself.
	Start/stop timer for the active task	Click this button to start or stop timer for the active task. When the timer is started, the button toggles to  (Stop timer for active task). This button is disabled, when time tracking works in automatic mode (the button  is pressed.)
	Post work item to bug tracker	Click this button send duration of work and optional comment to the bug tracker.
	Show time spent from last post of work item	

See Also

Procedures:

- [Opening and Creating Tasks](#)

Web Resources:

- [Developer Community](#) 