

Updating Local Information

The **Update** command enables you to synchronize the contents of your local files with the repository. You can invoke this command on:

- [Single or multiple files and directories.](#)
- [Entire project.](#)

Depending on the updating options, the update procedure may take place silently. If all files are up-to-date, you are notified about that. Otherwise, the **Update Info** tab opens in the **Version Control** tool window where you can [have the update information grouped](#) as required.

On this page:

- [Updating files and folders](#)
- [Updating a project](#)
- [Grouping update information by packages or changelists](#)


Updating files and folders

To update files and folders:



1. Select one or more files and folders to be updated in any navigation view (for example, Project tool window).
2. On the main Version Control menu, or on the context menu of the selection, choose **<VCS>| Update**.
3. In the Update dialog specify the update options, which are different for the supported version control systems.
4. Click **OK**.

Updating a project

To update a project:

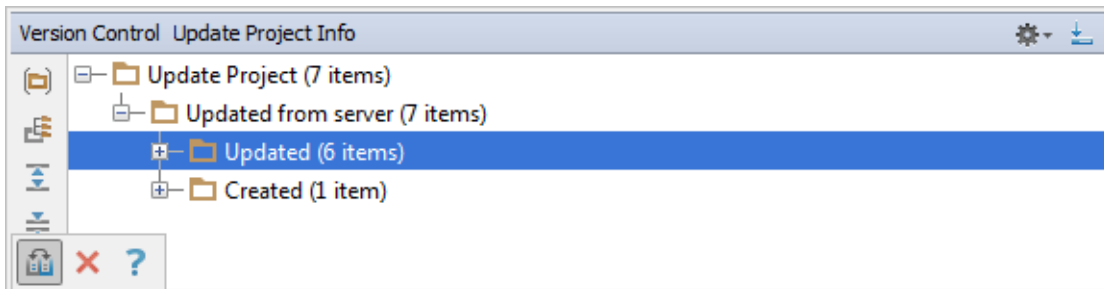
1. Do one of the following:
 - On the main menu, choose **VCS | Update project**
 - Press **Ctrl+T**.
 - On the main menu, click  **VCS**.
2. In the Update dialog, click the tab for your version control system.
3. Specify the update options, which are different for the supported version control systems.
4. Click **OK**.

Grouping update information by packages or changelists

- To group update information by packages or changelists, use the **Group By Package**  and **Group By Changelist**  buttons on the toolbar of the **Update Info** tab.

Note the difference in the appearance of the tab:

- Grouped by packages



- Grouped by changelists



Grouping by changelists is not available if the project is under Git or Mercurial control.

See Also

Concepts:

- [Version Control with IntelliJ IDEA](#)

Reference:

- [Version Control Reference](#)
- [Update Info Tab](#)

Web Resources:

- [Developer Community](#) 