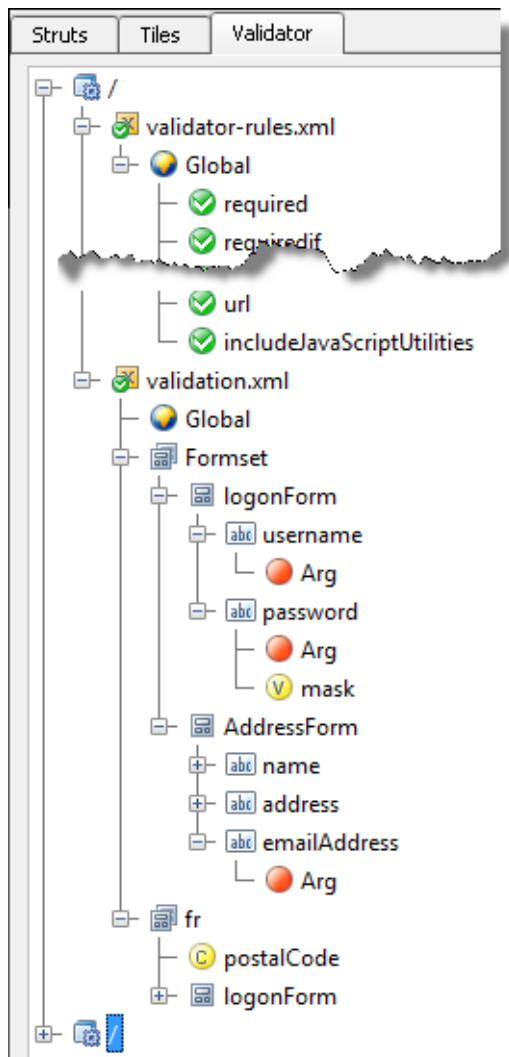


Validator Tab

View | Tool Windows | Struts Assistant





The tab is available from the [Struts Assistant tool window](#).

Use this tab to define [validation procedures](#) for specific actions.



validator-rules.xml node

Item	Name and tooltip	Description
	validator-rules.xml	The node under which the definitions of standard validation routines are placed.
Context menu (same for all nodes)		
F4	Jump to source	Select this menu item to switch to the code block in the <code>validator-rules.xml</code> file, text view, that corresponds to the selected item in the tree.
	Expand All	Click this button to expand all nodes.
	Collapse All	Click this button to collapse all nodes.
	Global	The node under which the definitions of global validation routines are placed.

Item	Name and tooltip	Description
Context menu		
	Add Constant	Select this menu item to add a constant to the selected validation routine.
	Add Validator	Select this menu item to add a standard routine validator.
	Remove Global/Validator	Select this menu item to remove the entire Global node or the selected Validator.
	validation.xml node	

See Also

Concepts:

- [Struts Framework](#)

Procedures:

- [Managing Validators](#)

Reference:

- [Struts Assistant Tool Window](#)
- [Tiles Tab](#)
- [Struts Tab](#)

Web Resources:

- [Developer Community](#) 