






# Viewing and Managing Integration Status

---

With the extended [Merge Info](#) functionality, you can view and update integration status of changelists.

Subversion stores information on whether a changelist has been integrated into the local working copy or not. Based on this data, IntelliJ IDEA informs you on the integration status of a specific changelist by displaying one of the following icons next to the changelist:



-  integrated
-  not integrated
-  integration status unknown
-  common history

To have the integration status displayed, click the **Highlight Integrated** button  on the **Merge Info** pane toolbar.

You can change the integration status of a changelist without actually integrating it into the working copy or reverting the previous integration. This will affect only the administrative data.

## To toggle the integration status of a changelist

Do one of the following:

- To mark a changelist as **Integrated**, select the changelist and click the **Mark As Merged** button  on the **Merge Info** pane toolbar.
- To mark a changelist as **Not integrated**, select the changelist and click the **Mark As Not Merged** button  on the **Merge Info** pane toolbar.

## See Also

Concepts:

- [Version Control with IntelliJ IDEA](#)
- [Local, Repository, and Incoming Changes](#)

Procedures:

- [Viewing and Fast Processing of Changelists](#)

Reference:

- [Version Control Reference](#)
- [Repository and Incoming Tabs](#)

Web Resources:

- [Developer Community](#) 