
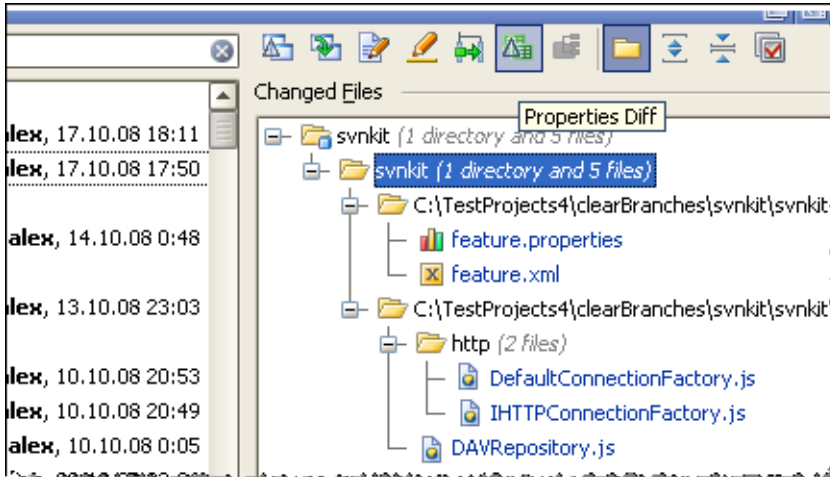


Viewing Differences in Properties

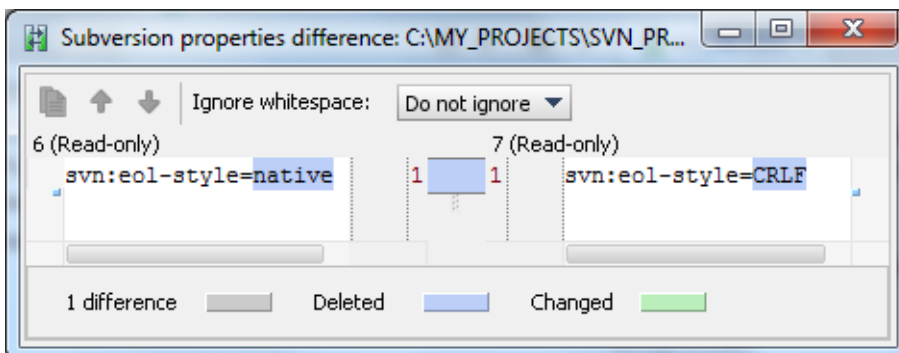
With IntelliJ IDEA, you can view differences in properties between a file in the [local copy](#) and in the [repository](#) or between [two revisions](#) of a file in the local copy.

To view property difference between the local copy and the repository version

1. Open the **Changes** tool window and switch to the [Repository](#) tab.
2. In the [Changed Files](#) pane, select the file for which you want to view property differences.
3. Choose **Properties Diff** on the context menu of the selection or click  on the toolbar.

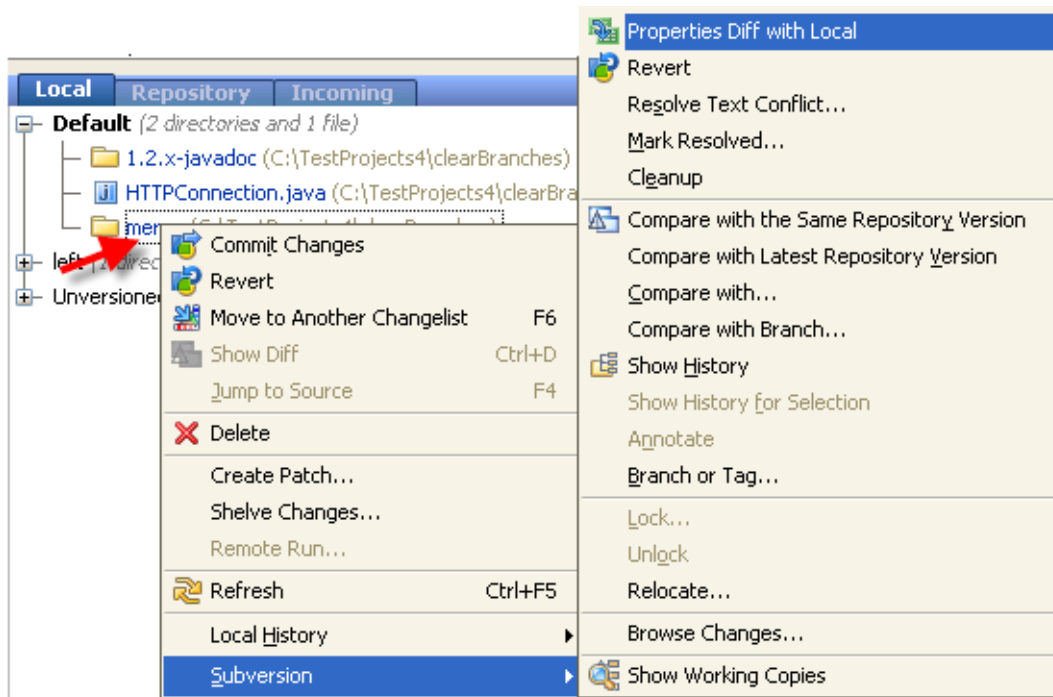


4. In the **Subversion properties difference** viewer, explore the differences:

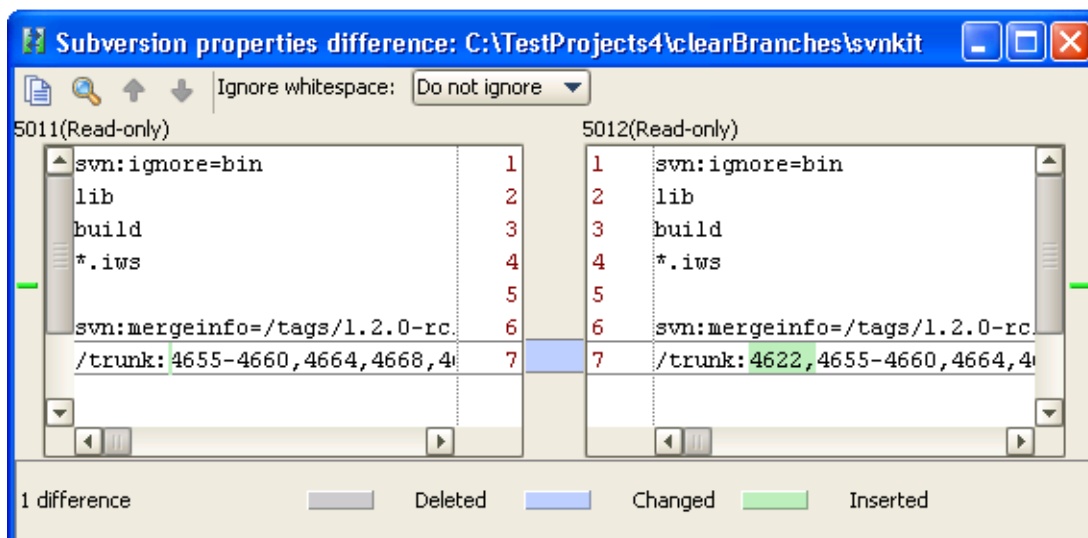


To view property difference between two revisions in the local copy

1. Open the **Changes** tool window and switch to the **Local** tab.
2. Select the file for which you want to view property differences between revisions and choose **Subversion | Properties Diff with Local** in the context menu.



3. In the **Subversion properties difference** viewer explore the differences:



See Also

Reference:

- [Version Control Reference](#)
- [Changes Tool Window](#)

Web Resources:

- [Developer Community](#)