


Web Module Editor - Assembly Descriptor References

Web Tool Window | Context Menu of a Web module | Jump To Source | Assembly Descriptor References





Use this tab to define [external interaction](#) of a Web application by specifying references to various interfaces and generate the code in `web.xml` based on the settings you make.

The tab contains the following panes:

- [EJB Local References](#)
- [Environment Entry References](#)
- [EJB Remote References](#)
- [Web Service References](#)
- [Resource References](#)
- [Message Destination References](#)
- [Security Roles](#)
- [Resource Environment References](#)

View and edit references directly in the relevant panes or click the **Edit** button  to open the dialog box for editing the required reference.

Common toolbar buttons

Item	Description
	Click this button to call the context menu and select the type of reference that you need to add.
	Click this button to open the dialog box for editing the selected reference.
	Click this button to remove the selected reference.
	Click this button to collapse all the references in the current group.

See Also

Procedures:

- [Java EE](#)
- [Specifying Assembly Descriptor References](#)
- [EJB](#)

Reference:

- [Web Module Editor](#)
- [EJB Editor](#)

Web Resources:

- [Developer Community](#)