




Web Module Editor - Context Parameters

[Web Tool Window](#) | [Context Menu of a Web module](#) | [Jump To Source](#) | [Assembly Descriptor](#) | [Context Parameters](#)

Use this pane to declare and edit the context-initialization parameters of a servlet that are relevant for the Web application as a whole. Based on the settings you specify, the properties of the `<context-param>` element are generated in `web.xml`.

Item	Property generated in <code>web.xml</code>	Description
Param Name	<code><param-name></code>	Specify the name of the new/selected context parameter.
Param Value	<code><param-value></code>	Specify the value of the new/selected context parameter.
Description	<code><description></code>	Provide a description of the new/selected context parameter.
	Add	Click this button to add a new context parameter.
	Remove	Click this button to remove the selected context parameter.
	Help F1	Click this button to view the context help page.

See Also

Concepts:

- [JavaServer Faces \(JSF\)](#)

Procedures:

- [Java EE](#)
- [Preparing for JSF Application Development](#)
- [Specifying the Servlet Context Parameters](#)

Web Resources:

- [Developer Community](#)