




Web Module Editor - Servlet Mappings

[Web Tool Window](#) | [Context Menu of a Web module](#) | [Jump To Source](#) | [Assembly Descriptor](#) | [Servlet Mappings](#)

Use this pane to map servlets to URL patterns. Based on the settings you specify, the properties of the `<servlet-mapping>` element are generated in `web.xml`.

Item	Property generated in <code>web.xml</code>	Description
URL Pattern	<code><url-pattern></code>	Specify the pattern that will be used to resolve URL addresses.
Servlet	<code><servlet-name></code>	Specify the name of the servlet to which you are mapping the URL pattern.
	Add	Click this button to add a new servlet mapping.
	Remove	Click this button to remove the selected servlet mapping.
	Help F1	Click this button to view the context help page.

See Also

Concepts:

- [JavaServer Faces \(JSF\)](#)

Procedures:

- [Java EE](#)
- [Preparing for JSF Application Development](#)
- [Defining the Servlet Mapping Element](#)

Web Resources:

- [Developer Community](#) 