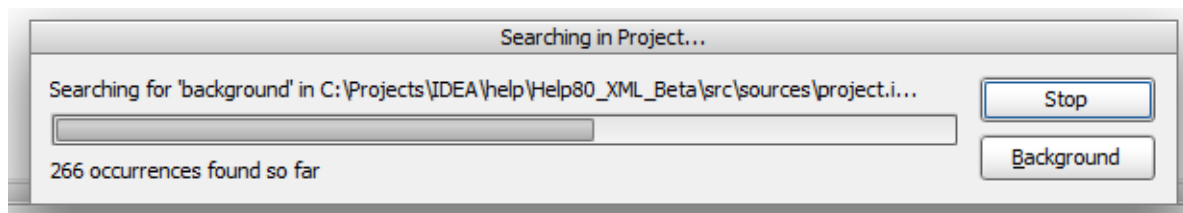


Working with Background Tasks

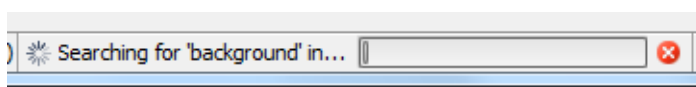
When lengthy tasks are running, for example, search and replace, VCS update, etc., IntelliJ IDEA displays the progress bar. You can bring execution of such tasks to the background by clicking the **Background** button.



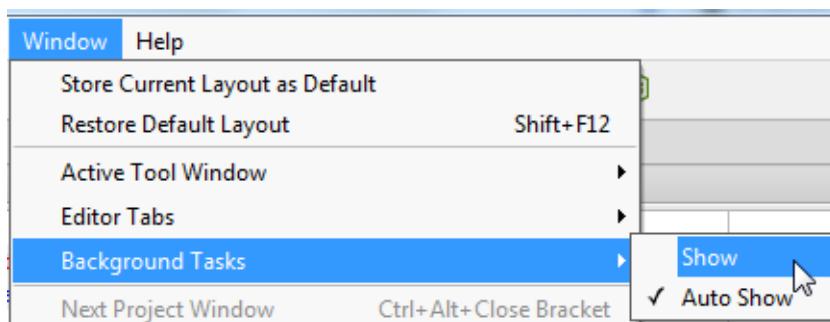
However, when a task of a certain type is brought to the background, you can still view its progress.


To view tasks running in the background, do one of the following

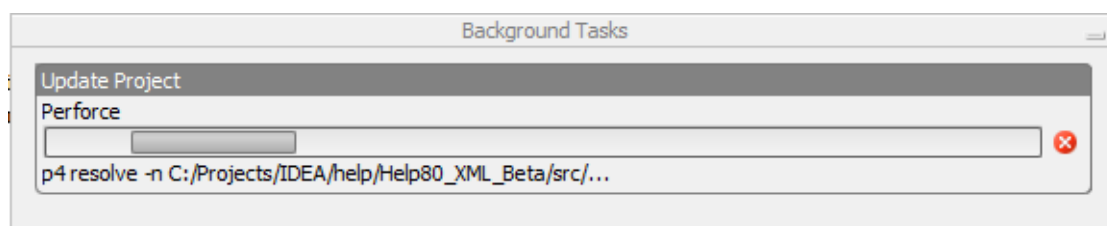
- View the Status bar:



- In the **Status bar**, click .
- On the main menu, choose **Window | Background Tasks | Show**.



As a result, the Background Tasks manager opens, showing all the tasks that are currently running in the background. You can review their progress, and if necessary, cancel the unnecessary tasks by clicking .



When the **Auto Show** command is checked, the Background Tasks manager opens automatically every time a task is launched in the background.

See Also

Reference:

- [Background](#)
- [Maven. Runner](#)

Web Resources:

- [Developer Community](#) 